

GLORY

SERUMS IN AMPOULES




VIVALACARA
spa products

Serums in Skincare

Serums are designed to work in synergy with the face mask and moisturizer by supplying an additional blend of potent beauty-enhancing benefits. They are used to customize spa professional treatments and home skincare routine to the exact skin needs.

Each supercharged serum contains a set of targeted key components, supported by a proprietary combination of other pure concentrated ingredients to bring quick and effective visible results.

GLORY Serums in Ampoules

GLORY specialized serums come in glass ampoules, hermetically sealed to protect the quality of the content and to provide optimal hygienic conditions.

Quality

GLORY ampoules stand among the finest available today. Their superlative quality and diverse selection will satisfy even the most demanding skin needs.

The special characteristic of Glory ampoules is their concentration of pure supportive ingredients. They include a wealth of botanical extracts, natural oils, and vitamins, balanced with precision to safely deliver on the promise of visible beauty-enhancing results for all skin types and any age needs.

GLORY serums are sealed in glass ampoules in perfectly hygienic conditions to preserve the optimum purity and potency of the ingredients. GLORY ampoules contain no preservatives and have a nearly unlimited shelf life.

Just a tiny amount of a serum is enough to see a visible improvement in the complexion. It absorbs quickly and leaves skin feeling velvety smooth and looking younger.

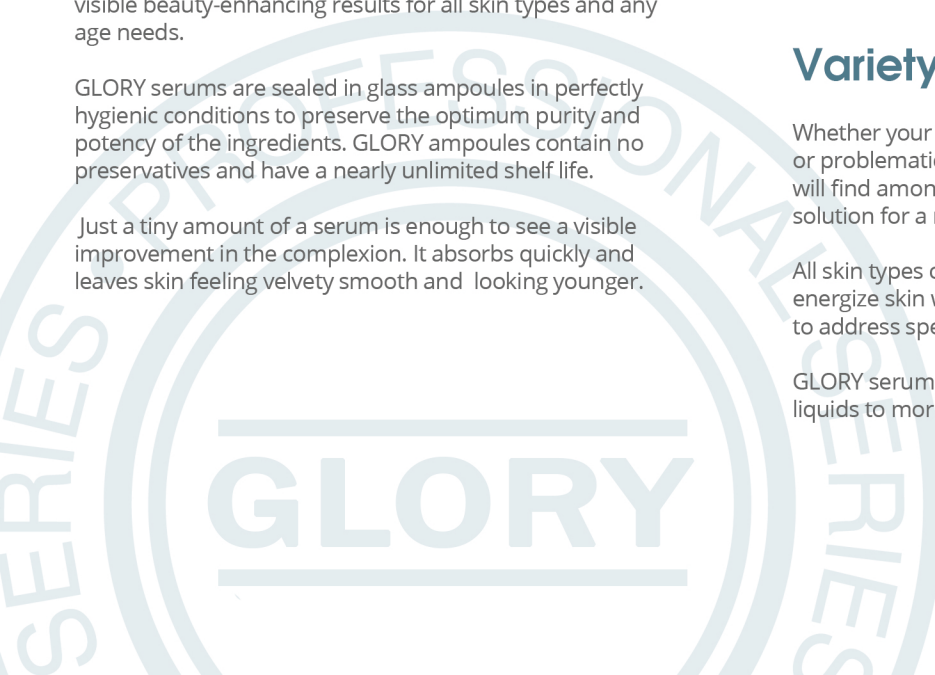


Variety

Whether your skin is dry, prematurely aging, tired-looking, or problematic oily, prone to acne and uneven tone, you will find among GLORY serums your simple and effective solution for a more beautiful appearance.

All skin types can use select serums to hydrate, tone, and energize skin while some serums are precisely balanced to address specific skin needs.

GLORY serums have textures, ranging from lightweight liquids to more emollient feel, suitable for facial massage.



MATURE SKIN / ANTI-AGING

ANTI-WRINKLE	2
B-COMPLEX *	1
BOTOX EFFECT	2
CAVIAR	2
COLLAGEN	1
ELASTIN	1
HYALURONIC ACID	1
LIFTING COMPLEX	2
MARINE COLLAGEN	1
MASTIC / LAKESIS	2
OXYGEN	2
PHYTO STEM CELLS	1
Q10	2
SALVIA *	1
SEAWEEDS	1
SNAIL EXTRACT	2

OILY / ACNE-PRONE SKIN

ACNE *	1 2
CAMPHOR *	1
MARINE COMPLEX *	1
QUEBRACHO *	1
RETINOL *	1



SKIN BRIGHTENING

A.H.A. DEPIGMENTATION *	1
DEPIGMENTIN *	1 2
SUPER DEPIGMENTATION *	1
VITAMIN C *	2

SOOTHING HYDRATION

CALENDULA	2
CHAMOMILE	2
CHOCOLATE	2
HYDRATING COMPLEX *	2
SUPER HYDRATION	2

EYE ZONE

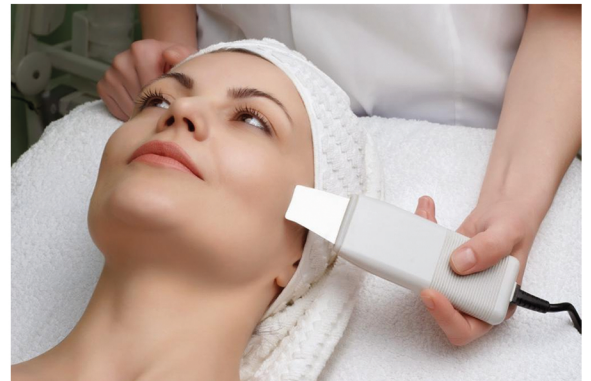
EYE ZONE	2
----------	---

APPLICATION GUIDE

ALL GLORY SERUMS ARE SUITABLE FOR MANUAL APPLICATION.

* NOT SUITABLE FOR THE EYE ZONE

- 1 GALVANIC IONTOPHORESIS
NO-NEEDLE MESOTHERAPY
MICROCURRENT
OXYGEN INFUSION
- 2 ULTRASOUND
RADIO FREQUENCY
LED LIGHT



USING SERUM AMPOULES

GLORY concentrated serums, protected in glass ampoules, bring fantastic visible results when included in professional spa treatments and home skincare routine, consistent with the skin type and beauty needs.

For optimal results, GLORY serums should be used in a series of consecutive applications as prescribed by authorized skincare professional.

Serums may be applied as directed manually, or via galvanic iontophoresis, no-needle mesotherapy, microcurrent, ultrasound, radio frequency, LED light, and oxygen infusion systems.

1. Open ampoule as instructed.
2. Apply sparingly to a thoroughly cleansed skin.
 - *For manual application, apply with fingertips and gently tap until absorbed.*
 - *If professionally introduced via iontophoresis, no-needle mesotherapy, microcurrent, radio frequency, ultrasound, LED light, or oxygen technology, follow the directions for use and the technical instructions.*
3. Follow with a facial mask, and/or a moisturizer according the skin type and needs.

Note:

If a small amount is left, this should be used as quickly as possible (ingredients are sensitive to oxidation).



OPENING AMPOULES

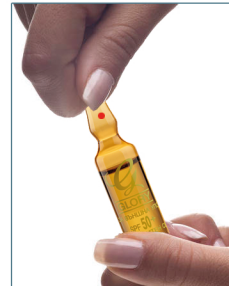
GLORY concentrated serums are filled into pre-scored One Point Cut (OPC) ampoules. A colored dot on the neck of the ampoule indicates the position of the score.

OPC ampoules can be opened easily and safely, without risk of splintering and/or sharp edges.

Pick up the ampoule and hold its lower part between your thumb and index finger with the colored dot facing you.

Gently tap (flick) the top of the ampoule to ensure the serum is not in the ampoule neck.

Firmly hold the ampoule with your left hand and carefully tilt the ampoule's head backwards with the right hand until it breaks (thumb on colored dot). The ampoule should break with a clean snap.



Safety Tips:

Never try to break ampoules by force!

If the ampoule shatters, discard it and use a new one.

Always apply pressure **away** from the colored dot.

Avoid any pushing, pulling, or twisting actions.





www.vivalacara.com



info@vivalacara.com



1.888.371.VIVA (8482)